


## VIR-MIR-2000 Mid-infrared high-efficiency laser fluorescence induction card



### ● Product Description

This laser fluorescence induction card is small and easy to carry. The laser induction card is a standard size: 50X35mm, and the maximum power is 20W. It can display MIR laser beams, making up for the vacancy of 2um laser induction cards on the market, and provides convenience, safety, reliability and excellent performance for the commonly used 2um lasers in the optical path construction and experimental testing. The obvious beam can be observed on the induction card, which reduces the difficulty of finding the spot size and position of the invisible mid-infrared laser. The 2um high-efficiency laser induction card can sense lasers in the wavelength range of 1900-2100nm. The material of the induction card is a wear-resistant and high-temperature resistant ceramic material. The photosensitive area is coated on its front surface, which can easily locate the infrared light near the mid-infrared 2um and its focus. Moreover, our photosensitive card does not need to charge the photosensitive area. Even when detecting continuous light in the dark, the emission is stable and continuous, and the service life is long.

## ● Part Number

VIR-MIR-2000-Mini

## ● Product features

Laser alignment and detection、 Low threshold power、 Customized size and shape profile 、 Covered band: 1900-2100nm 、 High sensitivity, high performance、 Ceramic substrate can withstand Max. 20W power

## ● Application area

Laser alignment and detection、 Construction of laser optical path

## Parameters

### Main Parameters:


VI R-MIR-2000	
Spectral response range	1900-2100nm
Peak response wavelength	2000nm
Dimension information	
Card size	50×100mm
Sensing area	50×50mm
Whether charging is working	No
Max. power tolerance	20W
Damage threshold	10W/mm <sup>2</sup>

Note: This product does not include pole holders, etc.

## Wavelength Comparison Test




### 1. Test the 2004nm laser:



Measurement spot of 2004nm laser at 22mW



Value of 2004nm laser at 22mW




Measured spot of 2004nm laser at 1W



Value of 2004nm laser at 1W

## 2. Test the 1950nm laser



Measured spot of 1950nm laser at 21mW



Value of 1950nm laser at 21mW



Measured spot of 1950nm laser at 1.3W



Value of 1950nm laser at 1.3W

During the laser measurement process, we measured that when the 2004nm laser is at 3.8mW, the laser sensor card can show a clear laser spot, and when the 1950nm laser is at 6mW, it can also clearly show the laser spot. We can clearly observe the shape and brightness of the laser. As the laser output power increases, we will find that the brightness of the spot is stronger.